



Projecte Tibidabo Project

Public Libraries in European Cities and Regions



Biblioteques de Barcelona



**Diputació
Barcelona**
xarxa de municipis



Objective of the report:

- 1st part (2003):
 - objectives
 - participants
 - Results
- 2nd part (2006):
 - objectives
 - advantages
 - proposal for future



Tibidabo Project: 1st stage

- Introduction
- Objectives
- Participants
- Results



Introduction

- When did it start?
- An initiative on the part of
 - Consorci Biblioteques Barcelona
 - Diputació de Barcelona
(Provincial Council)



- The aim of this project was to:
 - **Situate** the city and region of **Barcelona** in a **European context**.
 - Evaluate the development and use of PL (Public Libraries) in the BCN province in comparison with other European cities and regions, **creating a database**.



Objectives

- To offer a **synthetic view** of the situation and the development of PL in the BCN region with other, similar cities and regions.
- Working with a **selected group of indicators**.
- A **comparative analysis** of the different contexts.



- A **benchmarking policy** to improve: we need comparison because it's a way to find out strengths and weaknesses, so as to improve in the future.
- To show the present situation of the PL in order to:
 - Increase the use of PL
 - Improve services
 - Achieve greater efficiency
 - Stay up to date
- Detailed study of this nature can be a **useful tool** for having ready arguments to **lobby politicians** to invest more in this field.

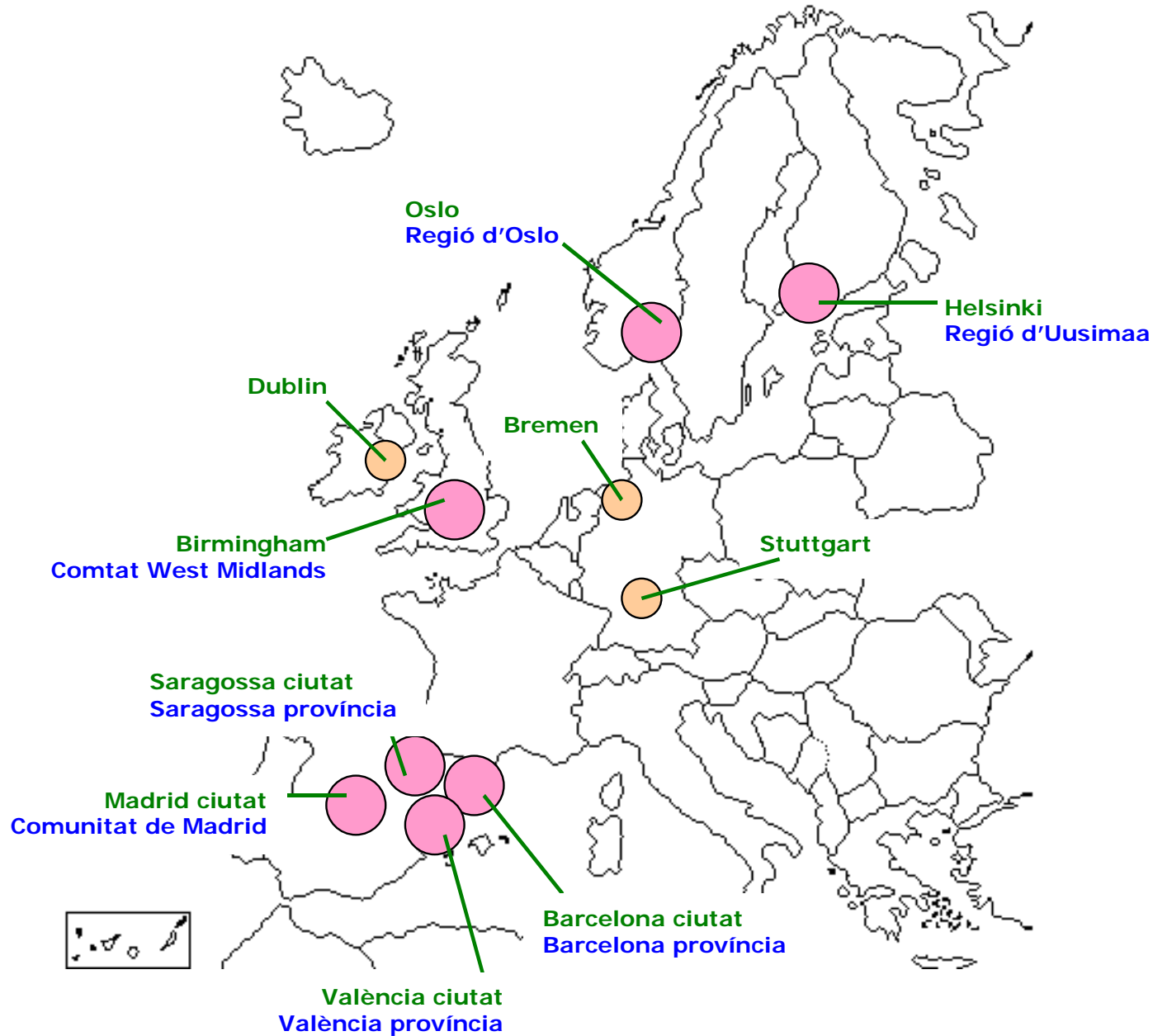


Participants

- 1st part (2003): several European cities were invited to take part
- The cities and regions that became part of the Tibidabo Project were:



<i>Cities and regions of the Report 2000-2003</i>		
<i>Barcelona</i>	<i>Barcelona Region</i>	<i>Spain</i>
<i>Birmingham</i>	<i>West Midlands</i>	<i>UK</i>
<i>Bremen</i>		<i>Germany</i>
<i>Dublin</i>		<i>Ireland</i>
<i>Helsinki</i>	<i>Uusimaa Region</i>	<i>Finland</i>
<i>Madrid</i>	<i>Madrid Region</i>	<i>Spain</i>
<i>Oslo</i>	<i>Oslo Region</i>	<i>Norway</i>
<i>Stuttgart</i>		<i>Germany</i>
<i>Valencia</i>	<i>Valencia Region</i>	<i>Spain</i>
<i>Zaragoza</i>	<i>Zaragoza Region</i>	<i>Spain</i>



Projecte Tibidabo Project



2nd part (2006):

- to **increase** the number of **participants** (cities and regions)
- To advance the project, participants simply need to **add** their **data** to **obtain** a **comparative report** with other cities.



Results 1st part

- The indicators have been divided into four groups:
 - **Facilities** (service points, area and opening hours)
 - **Informative resources** (stocks, acquisitions, access to ICT services)
 - **Human** resources and **economic resources** (broken down into expenditures for staff, acquisitions, and others, as well as investment)
 - **End users** and **uses** (visits and loans)

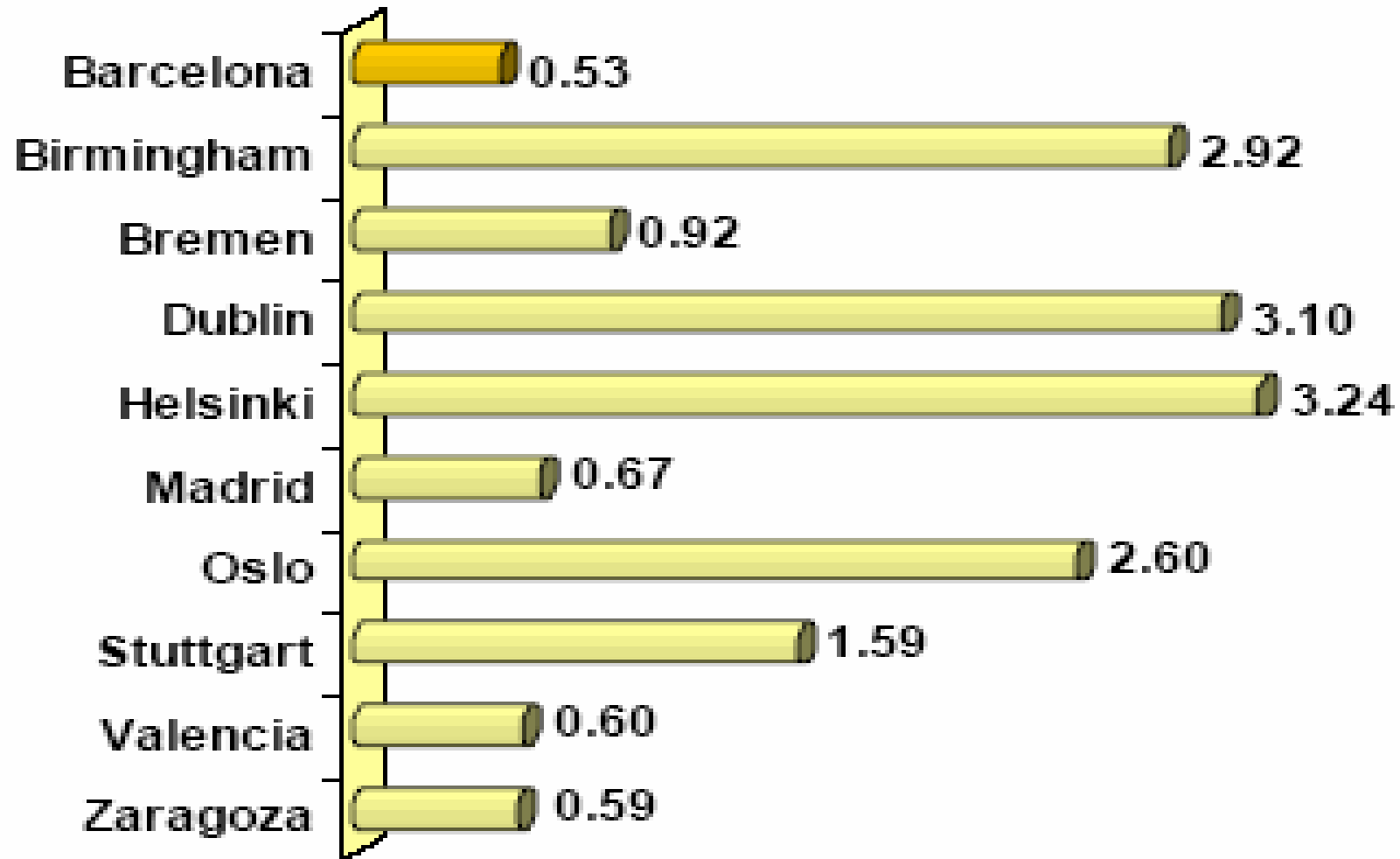


	M ² / SP 2003	Growth SP 2000-2003	Growth m2 2000-2003
Barcelona	929	27.3%	44.3
Birmingham	808	0%	1.5%
Bremen	426	0%	-24.4%
Dublin	820	4%	32%
Helsinki	708	-8.6%	1.7%
Oslo	796	-9.1%	-
Stuttgart	-	0	9.8%
Average	641	0	0

Projecte Tibidabo Project

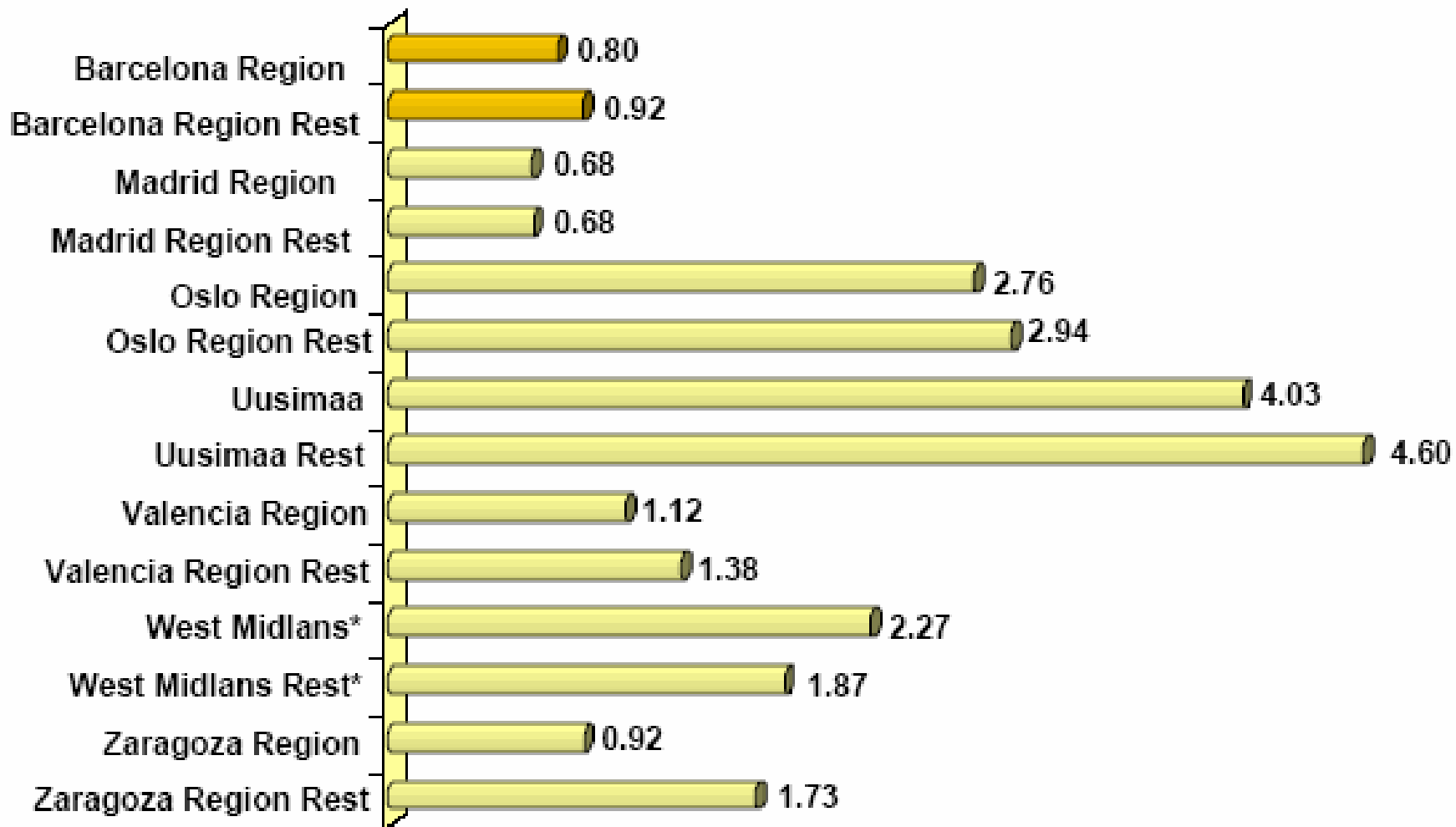


Books per inhabitant. Cities, 2003



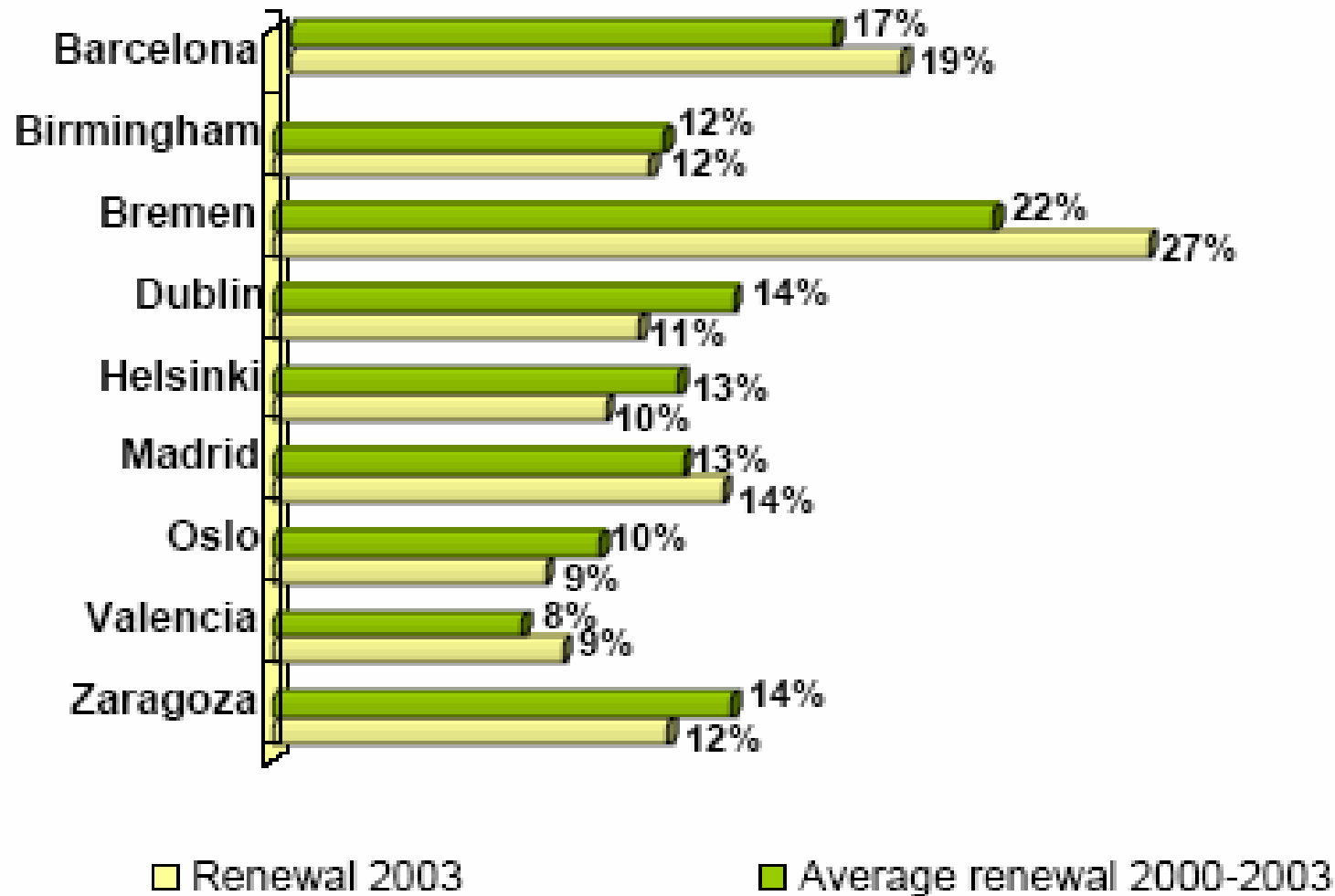


Books per inhabitant. Regions and regions without the main city, 2003



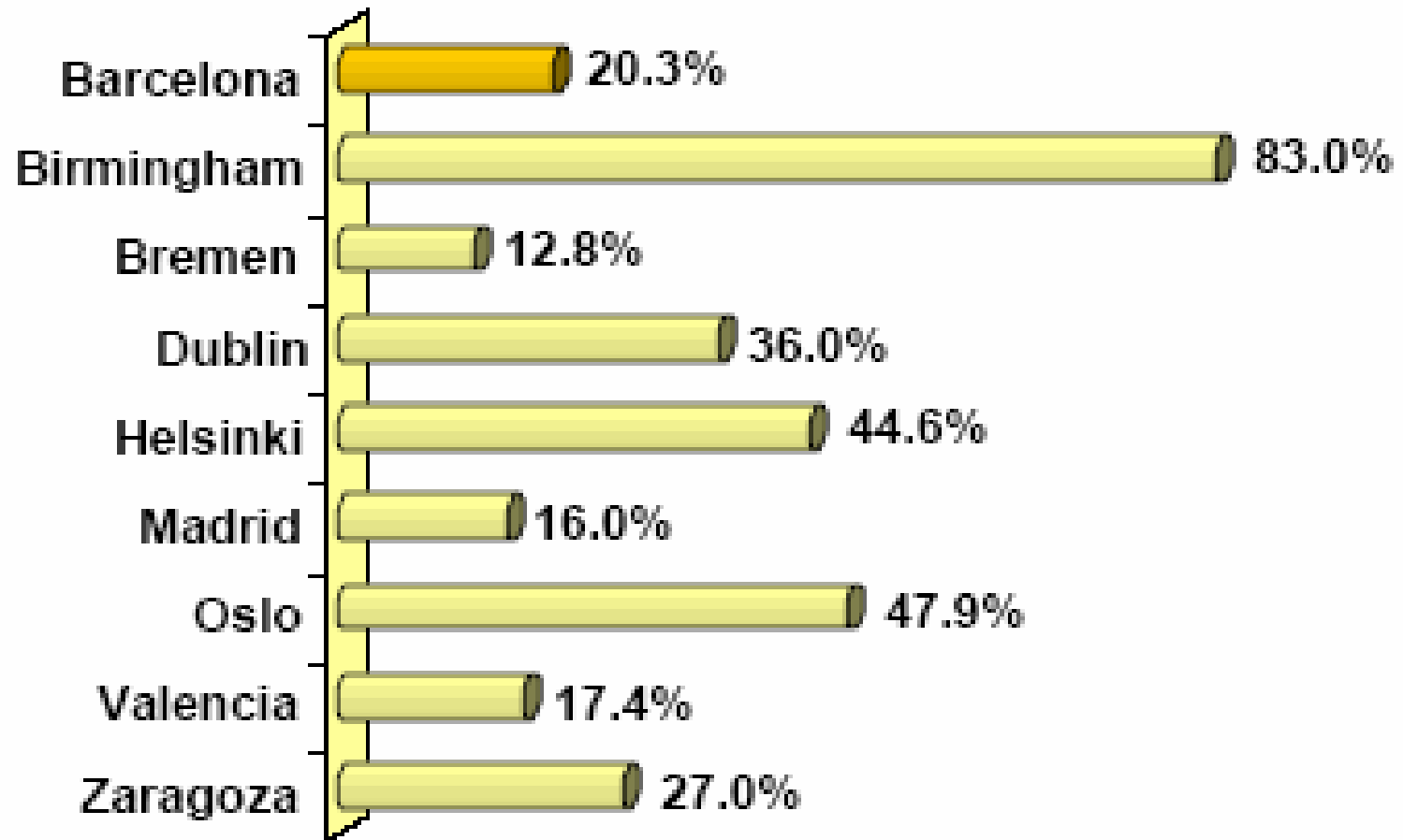
* West Midlans, 2002 data

Rate of renewal and average renewal 2000-2003. Cities



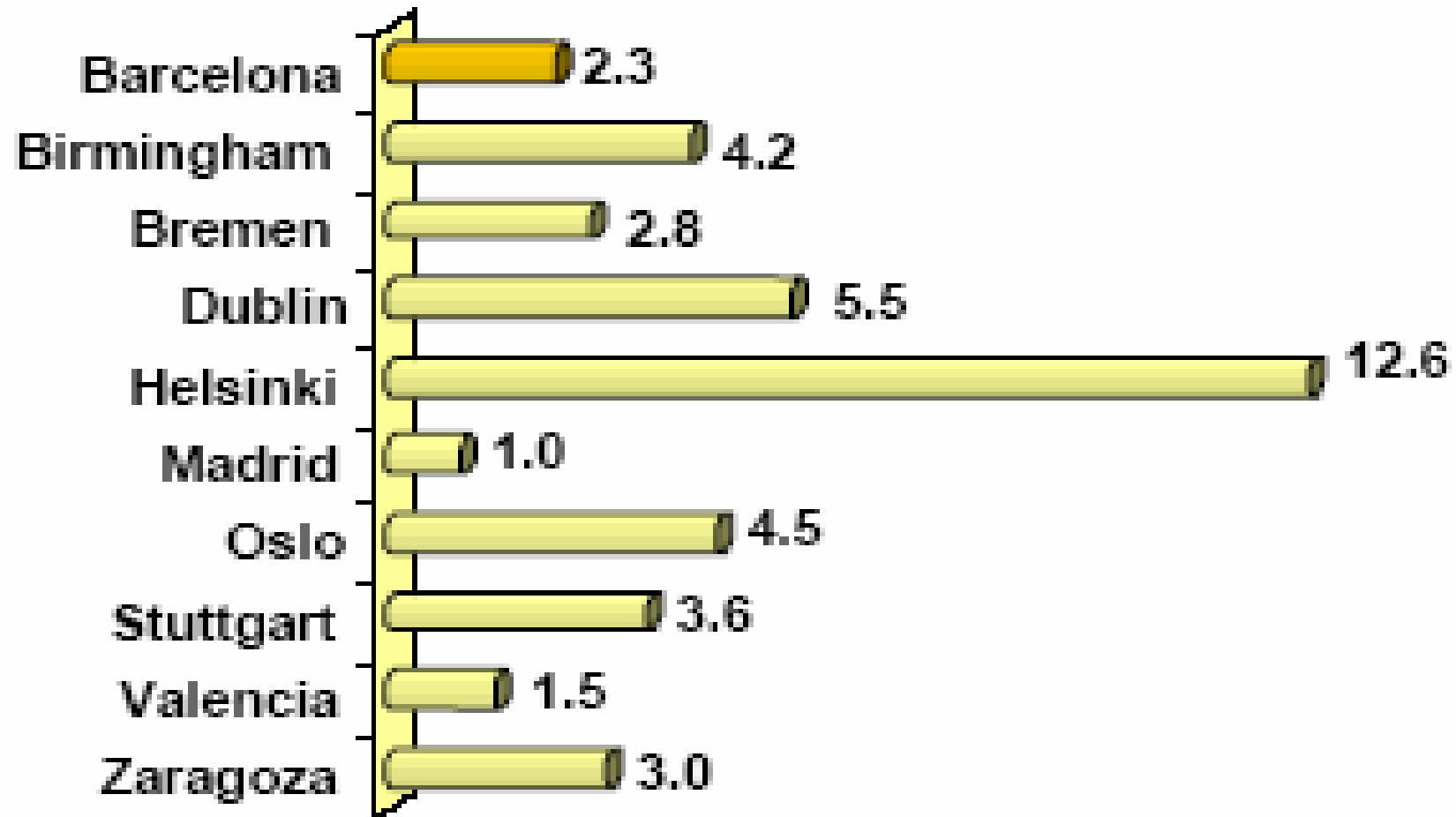


Registered population. Cities, 2003



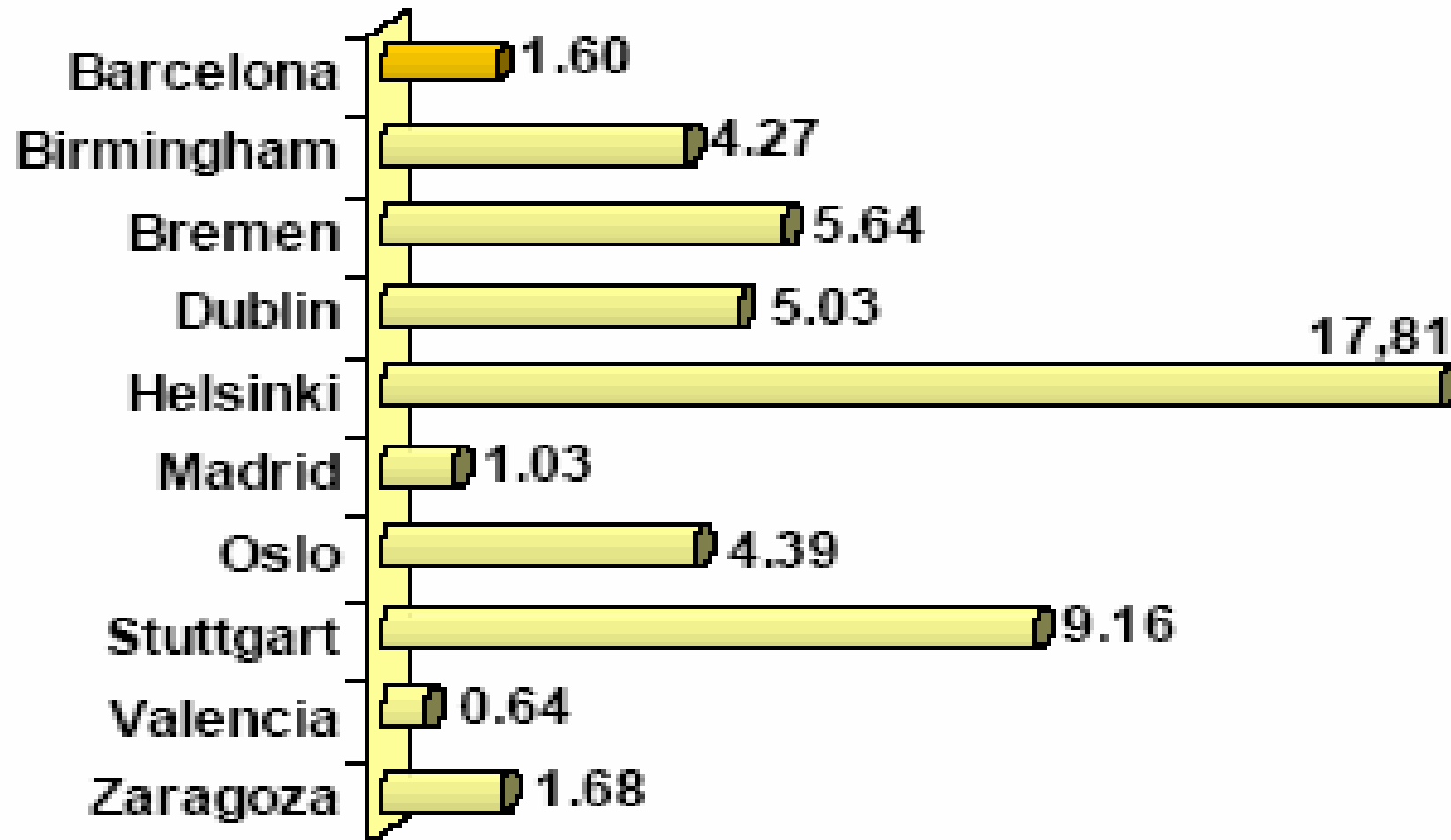


Visits per inhabitant. Cities, 2003





Loans per inhabitant. Cities, 2003





- These results enabled us to produce a report that was a very **useful tool**:
 - it allowed us to situate Barcelona (city and region) in a European context.
 - Moreover, this study allowed for an objective viewpoint about development over recent years.



Projecte Tibidabo Project

2nd stage

- Objectives
- Advantages
- Conclusions



Objectives

- **Expansion** of the geographic context of the project, including cities outside Europe.
 - Participant cities should have similar characteristics:
 - Minimum of 400,000 inhabitants
 - A pre-existing library network
- **Greater communication** between libraries
- **Co-operation between libraries** for the construction of a new Europe



Advantages

Minimum effort
and
maximum results



Minimum effort: each city has to put in its data just once a year.

Commitments:

- **Barcelona** maintain and update the database. There is therefore no cost to any city that joins the project.
- **The participating city** have to commit themselves up date their data once a year.

Any study based on this database should be shared with the partners.



Maximum results:

- once the data is put in, the **comparative reports** between cities are generated **automatically**.
- **A lot of material** from many cities is therefore **available**, and every city can make its own report much richer.



Advantages

- The importance of **evaluation**:
 - Since there are dynamic facilities, constant self-evaluation by each library is essential.
 - Evaluation serves to gain knowledge of the present and plan better the future.



- The idea of a **network**:
 - Exchange experiences and criteria.
 - Identification of new openings and weaknesses
 - Design of better services, activities and facilities, to meet the requirements of an ever-more demanding public.
 - Co-operation between libraries:
 - consequent elimination of physical distance
 - to then adapt the results to the local identity.
 - Balancing the local with the global.



Conclusion

- Now the challenge is to find more partners (cities and regions)
- We encourage you to take part in this project
- Next challenge will be to move from quantitative to qualitative study



Contact Details

[Http://www.tibidabo-libraries.info](http://www.tibidabo-libraries.info)

Contact email: aroigm@bcn.cat